

Double-banded Plover

Charadrius bicinctus

Flyway	Estimate:	50 000
	1% threshold:	500
	Staging threshold:	125
Global	Delany and Scott (2002):	50 700

Population

The Double-banded Plover occurs primarily in New Zealand and Australia, with vagrants reaching some Pacific Islands. *C. b. bicinctus* breeds in the North and South Islands of New Zealand. Coastal breeding birds remain in New Zealand while those that breed in the inland of the South Island migrate to Australia.

The Double-banded Plover is the only migratory shorebird in the Flyway that breeds from September to December.

The second sub-species, *C. b. exilis*, is sedentary or undergoes only local movements in the vicinity of Auckland Island (New Zealand).

Data

The Flyway estimate of 50 000 (Heather and Robertson 1996) is based on banding studies of breeding populations rather than count data. It

is considered that 30 000 migrate to Australia during the non-breeding period (Watkins 1993, Sagar *et al.* 1999).

The population of *C. b. exilis* was estimated at 700 (Delany and Scott 2002) and therefore it has little impact on the estimate for the species.

Important Sites

All important sites identified were in the non-breeding period. Important sites in Australia were recorded throughout the non-breeding period (January to September), while all important sites in New Zealand were recorded in the late non-breeding period (June/July).

Migration

The nominate subspecies of the Double-banded Plover is unusual within the Flyway in that over half the population migrates in an east-west direction. Patterns of movement within New Zealand and between New Zealand and Australia are reasonably well understood and are summarised by Marchant and Higgins (1993). More information is needed on the use of inland sites in New Zealand during the non-breeding period.

Table 4.55 Double-banded Plover - sites of international importance

Site Code	Site	Country	Max Count	Date	WM	NB	EM	B	Ref.
80	Lough Calvert	AUS	3,700	NA	.	✓	.	.	5
319	Lake Ellesmere	NZE	2,502	NA	.	✓	.	.	138
313	Farewell Spit	NZE	1,442	NA	.	✓	.	.	138
323	Parengarenga Harbour	NZE	1,380	NA	.	✓	.	.	138
15	Boullanger Bay/Robbins Passage	AUS	1,200	1/06/1994	.	✓	.	.	8
317	Kaipara Harbour	NZE	1,026	NA	.	✓	.	.	138
36	Eastern Port Phillip Bay	AUS	955	1/01/1993	.	✓	.	.	8
320	Manukau Harbour	NZE	939	NA	.	✓	.	.	138
120	Western Port Bay	AUS	816	6/09/1990	.	✓	.	.	8
30	Corner Inlet	AUS	800	NA	.	✓	.	.	131
325	Tauranga Harbour	NZE	743	NA	.	✓	.	.	138
326	Whangarei Harbour	NZE	689	NA	.	✓	.	.	138
322	Ohope/Ohiwa Harbour	NZE	676	NA	.	✓	.	.	138
108	Shallow Inlet/Sandy Point	AUS	597	17/06/1989	.	✓	.	.	8
3	Anderson Inlet	AUS	550	7/04/1982	.	✓	.	.	8
318	Kawhia Harbour	NZE	543	NA	.	✓	.	.	138
57	Lake Bathurst	AUS	500	NA	.	✓	.	.	149
100	Ringarooma Bay/Cape Portland	AUS	500	3/07/1982	.	✓	.	.	8

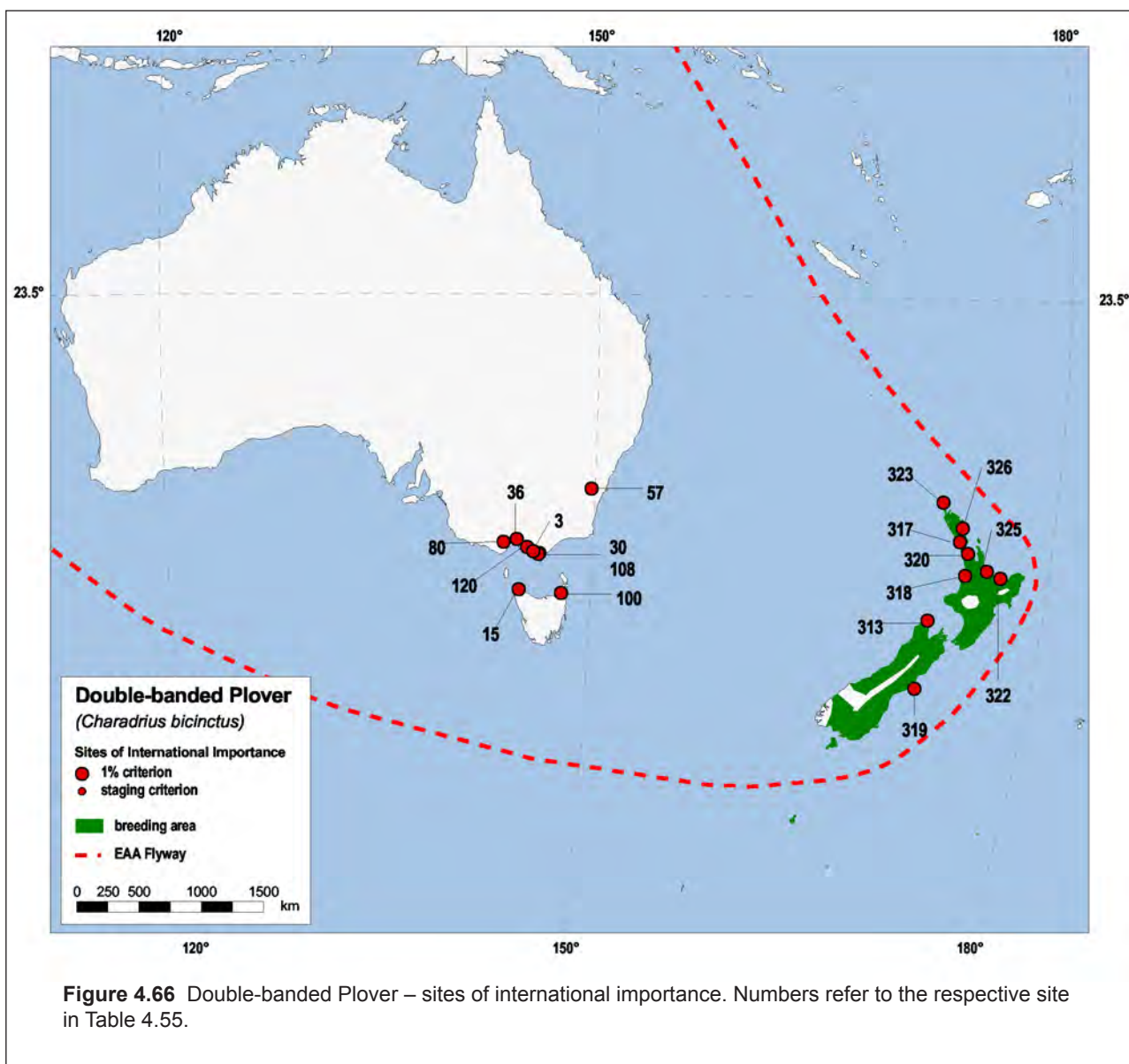


Figure 4.66 Double-banded Plover – sites of international importance. Numbers refer to the respective site in Table 4.55.

Lesser Sand Plover

Charadrius mongolus

Flyway	Estimate:	130 000
	1% threshold:	1 300
	Staging threshold:	325
Global	Delany and Scott (2002):	130 000 – 150 000

Population and Data

There are five subspecies of the Lesser Sand Plover and all are migratory. With the exception of *C. m. pamirensis*, that breeds in central Siberia and migrates to southern Asia and eastern Africa, all occur in the EAA Flyway. Breeding and non-breeding distributions (from Marchant and Higgins 1993, Lane 1987 and Hayman *et al.* 1986) and Flyway population estimates of these four subspecies are as follows:

- C. m. atrifrons*. Breeds in the Himalayas. Non-breeding distribution around the Bay of Bengal, Malaysia, Thailand and western Indonesia. Flyway Estimate = 40 000.
- C. m. schaeferi*. Breeds in western China and southern Mongolia. Non-breeding distribution in Malaysia, Thailand and western Indonesia. Flyway Estimate = 30 000.
- C. m. mongolus*. Breeds in north-eastern Siberia. Non-breeding distribution in China, Philippines, Indonesia, Papua New Guinea and Australia. This is the most common race observed in Australia. Flyway Estimate = 40 000.
- C. m. stegmanni*. Breeds in north-eastern Siberia. Non-breeding distribution tending more northerly than that of *C. m. mongolus* in China, Japan, the Philippines, eastern Indonesia and Melanesia. Flyway Estimate = 20 000.

The population estimates for each subspecies were derived by apportioning country estimates on the basis of distribution patterns.

Important Sites

Important sites for this species could not be consistently distinguished according to subspecies. Important sites in the non-breeding period (Fig 4.67, Table 4.59) were located in Bangladesh (9), Australia (7), Indonesia (2), Malaysia (2), Thailand (1), Myanmar (1) and the Philippines (1). Sites in Bangladesh have been included on the assumption that the *C. m. atrifrons* in this area have travelled via the EAA Flyway rather than the Central Asian Flyway.

On southward migration, 14 sites were identified and were located in South Korea (10), China

(1) and Russia (3). On northward migration, 24 sites were identified and were located in South Korea (10), Japan (4), China (6), Russia (3) and Thailand (1). The distribution of important sites in the two migration periods was therefore similar except for there being more sites in China and Japan during northward migration. There may be additional important sites in North Korea.

Migration

The distribution of important sites during migration periods is broadly consistent with the patterns of migration described by Marchant and Higgins (1993). Northward and southward migration are reported to follow similar routes through eastern Russia, the Yellow Sea, along the east coast and overland through China, and through Japan (northward migration only) and the Philippines. Theoretical flight ranges of 2 600 – 4 400 km have been proposed (Barter 1991), making it possible for birds moving to and from Australia (*C. m. mongolus*) to overfly much of south-eastern Asia. High counts in Malaysia and Thailand during both migration periods may be *C. m. schaeferi*.

Marchant and Higgins (1993) present some information on differences in migration between the subspecies. For example, on northward migration *C. m. schaeferi* and *C. m. atrifrons* (western breeding range) are reported in Thailand, whereas *C. m. mongolus* (northern breeding range) are reported from Hong Kong (China) and *C. m. stegmanni* (north-eastern breeding range) from the Korean Peninsula.

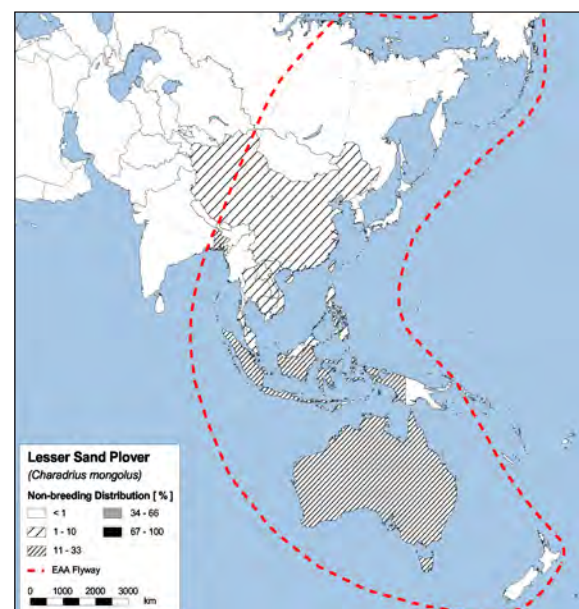


Figure 4.67 Lesser Sand Plover – non-breeding distribution

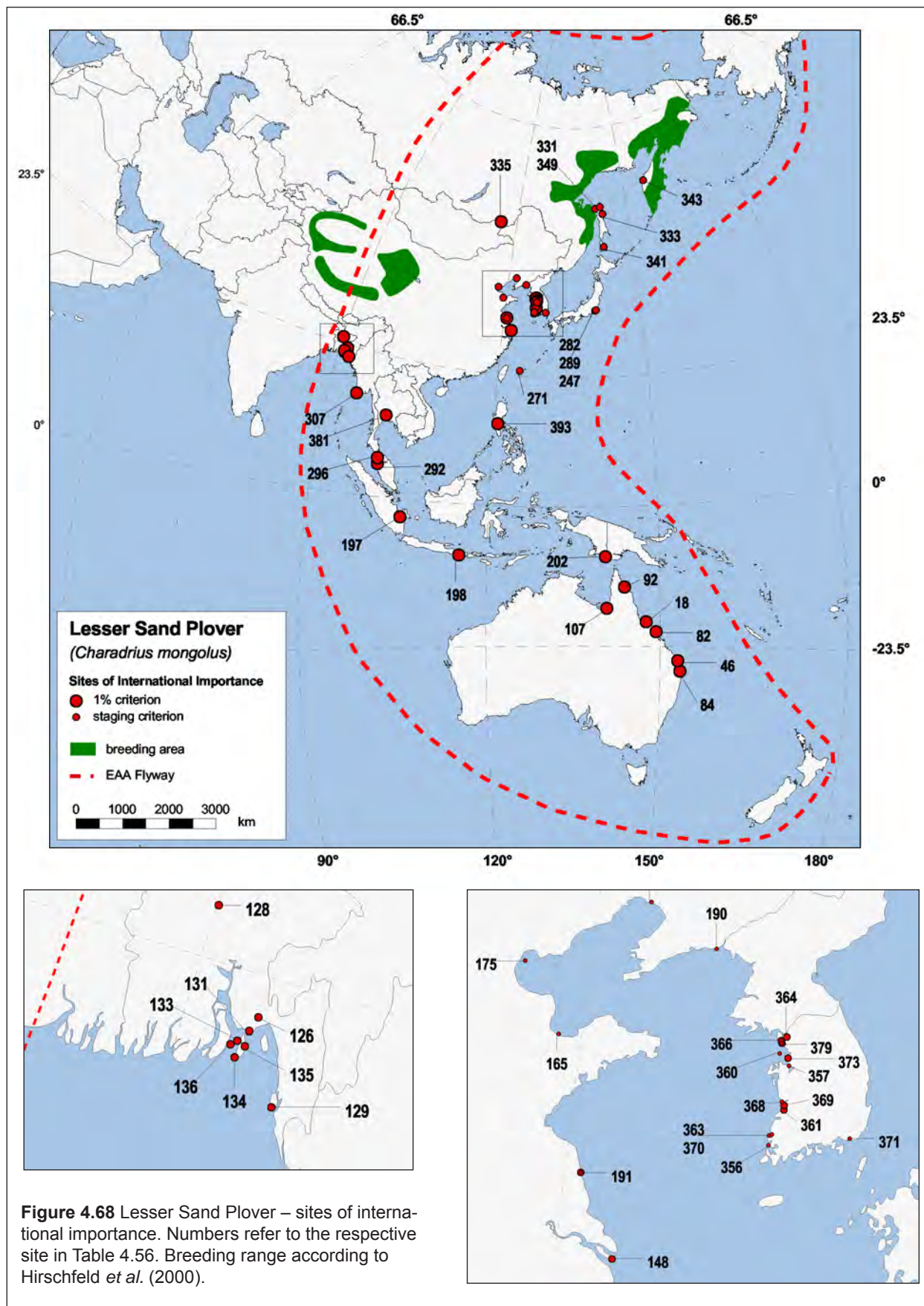


Figure 4.68 Lesser Sand Plover – sites of international importance. Numbers refer to the respective site in Table 4.56. Breeding range according to Hirschfeld *et al.* (2000).

Table 4.56 Lesser Sand Plover - sites of international importance

Site Code	Site	Country	Max Count	Date	SM	NB	NM	B	Ref.
135	Noakhali	BAN	19,400	15/01/1988	.	✓	.	.	141
335	Daursky Nature Reserve	RUS	17,300	1/06/1995	.	.	✓	.	71
131	Hatiya Island	BAN	14,000	16/01/1988	.	✓	.	.	169
134	Nijum Dweep, Char Osman	BAN	10,201	30/01/1989	.	✓	.	.	169
197	Banyuasin Delta	INO	9,460	NA	✓	✓	.	.	141,158
133	Maulavir Char	BAN	8,000	30/01/1989	.	✓	.	.	169
307	Irrawaddy Delta	MYA	6,162	1/02/2006	.	✓	.	.	122
128	Charan Dweep	BAN	4,640	7/02/1991	.	✓	.	.	169
361	Dongjin Estuary	SKO	4,320	1/09/1997	✓	.	✓	.	180,117
381	Inner Gulf of Thailand	THA	4,111	15/01/2000	.	✓	✓	.	57,57
369	Mankyung Estuary	SKO	4,100	1/09/1997	✓	.	✓	.	180,117
198	Benoa Bay	INO	4,000	15/01/1996	.	✓	.	.	169
126	Char Bhata	BAN	3,620	9/02/1990	.	✓	.	.	169
292	Batu Maung	MAL	3,500	12/01/1991	.	✓	.	.	169
364	Han River	SKO	3,500	1/05/2000	.	.	✓	.	141
202	Wasur National Park	INO	3,130	NA	.	✓	.	.	141
136	Shonar Char	BAN	2,305	21/01/1991	.	✓	.	.	169
92	Pelican Island and nearby islands	AUS	2,150	25/11/1987	.	✓	.	.	41
107	SE Gulf of Carpentaria	AUS	2,146	1/03/1999	.	✓	.	.	51
379	Yong Jong Island	SKO	2,060	1/09/1997	✓	.	✓	.	180,117
393	Manila Bay	PHI	2,000	18/01/1990	.	✓	.	.	169
129	Ghatibhanga	BAN	1,986	8/01/1991	.	✓	.	.	169
148	Chongming Dongtan N. N. Reserve	CHI	1,790	2/05/1990	.	.	✓	.	155
191	Yancheng National Nature Reserve	CHI	1,787	15/10/1990	✓	.	✓	.	164,88
84	Moreton Bay	AUS	1,770	NA	.	✓	.	.	99
366	Kanghwa Island	SKO	1,700	1/09/1997	✓	.	✓	.	180,116
373	Namyang Bay	SKO	1,610	1/09/1997	✓	.	✓	.	180,18
296	Kuala Kedah to Kuala Sungai	MAL	1,605	5/01/1989	.	✓	.	.	169
82	Mackay Town Beach	AUS	1,575	1/01/1993	.	✓	.	.	8
18	Burdekin River delta	AUS	1,540	18/11/1995	.	✓	.	.	8
46	Great Sandy Strait	AUS	1,430	NA	.	✓	.	.	99
356	Aphae Island	SKO	1,144	1/05/1998	.	.	✓	.	116
343	Moroshechnaya River Estuary	RUS	1,000	15/05/1990	.	.	✓	.	63
349	Schastiya Bay	RUS	906	1/09/2002	✓	.	.	.	4
271	Shiraho, Miyara-wan	JAP	900	1/05/1998	.	.	✓	.	94
165	Laizhouwan	CHI	877	10/05/2004	.	.	✓	.	16
370	Meian Gun Tidal Flat	SKO	862	29/08/1998	✓	.	.	.	116
181	Shuangtaizihekou N. N. Reserve	CHI	682	12/05/1998	.	.	✓	.	24
190	Yalu Jiang National Nature Reserve	CHI	647	20/05/2000	.	.	✓	.	23
341	Lososei Bay	RUS	600	22/05/1976	.	.	✓	.	123
333	Chaivo Bay	RUS	500	13/07/1975	✓	.	.	.	123
331	Baikal Bay	RUS	500	11/08/1979	✓	.	.	.	123
368	Kum Estuary	SKO	488	6/05/1998	.	.	✓	.	116
360	Daebu Island	SKO	466	19/08/1998	✓	.	.	.	116
282	Tyuuou-bouhatei Uchi-Sotogawa Umetatechi	JAP	445	1/05/1997	.	.	✓	.	91
371	Nakdong Estuary	SKO	443	1/09/1984	✓	.	.	.	128

Table 4.56 (cont.) Lesser Sand Plover - sites of international importance

Site Code	Site	Country	Max Count	Date	SM	NB	NM	B	Ref.
363	Hampyong Bay	SKO	410	29/08/1998	✓	.	.	.	116
357	Asan Bay	SKO	400	1/05/1998	.	.	✓	.	180
247	Morigasakinohana	JAP	397	1/05/1997	.	.	✓	.	91
289	Yatsu Higata	JAP	372	29/04/1992	.	.	✓	.	54
175	North-west Bo Hai Wan	CHI	357	12/04/2000	.	.	✓	.	20

Table 4.57 Distribution of the Lesser Sand Plover in the non-breeding period

Country	Estimate
Indonesia	45 000
Australia	24 000
Bangladesh	20 000
Thailand	10 000
China	8 000
Malaysia	7 000
Philippines	7 000
Vietnam	5 000
Cambodia	1 500
Japan	1 000
other countries	2 060
TOTALS:	130 560

Greater Sand Plover

Charadrius leschenaultii

Flyway	Estimate:	110 000
	1% threshold:	1 100
	Staging threshold:	275
Global	Delany and Scott (2002):	175 000 – 360 000

Population

There are three subspecies of the Greater Sand Plover: *C. l. columbinus*; *C. l. crassirostris*; and *C. l. leschenaultii*. Only the latter, which breeds from western China through Mongolia to southern Russia, occurs in the EAA Flyway. *C. l. leschenaultii* also occurs in the Central Asian Flyway.

Data

The Flyway population estimate has been increased by 10% since Watkins (1993), on the basis of greater count coverage during the non-breeding period. Nearly three quarters of the Flyway population is in Australia during the non-breeding period (Table 4.60).

Important Sites

Most important sites were located in northern Australia or south-eastern Asia (14 of 16). The only important sites identified in other parts of the Flyway were Mai Po Marshes and Chongming Dongtan National Nature Reserve (China) during northward migration.

Migration

Marchant and Higgins (1993) suggest that Greater Sand Plovers may be capable of non-stop flight between breeding and non-breeding grounds, which would explain the scarcity of important sites in east Asia. Sites in south-eastern Asia where large counts have been made during southward migration may be the arrival points for birds from the breeding grounds.

On northward migration, a substantial proportion of birds departing from Australia have sufficient weight to overfly south-eastern Asia and reach mainland China (Barter and Barter 1988).



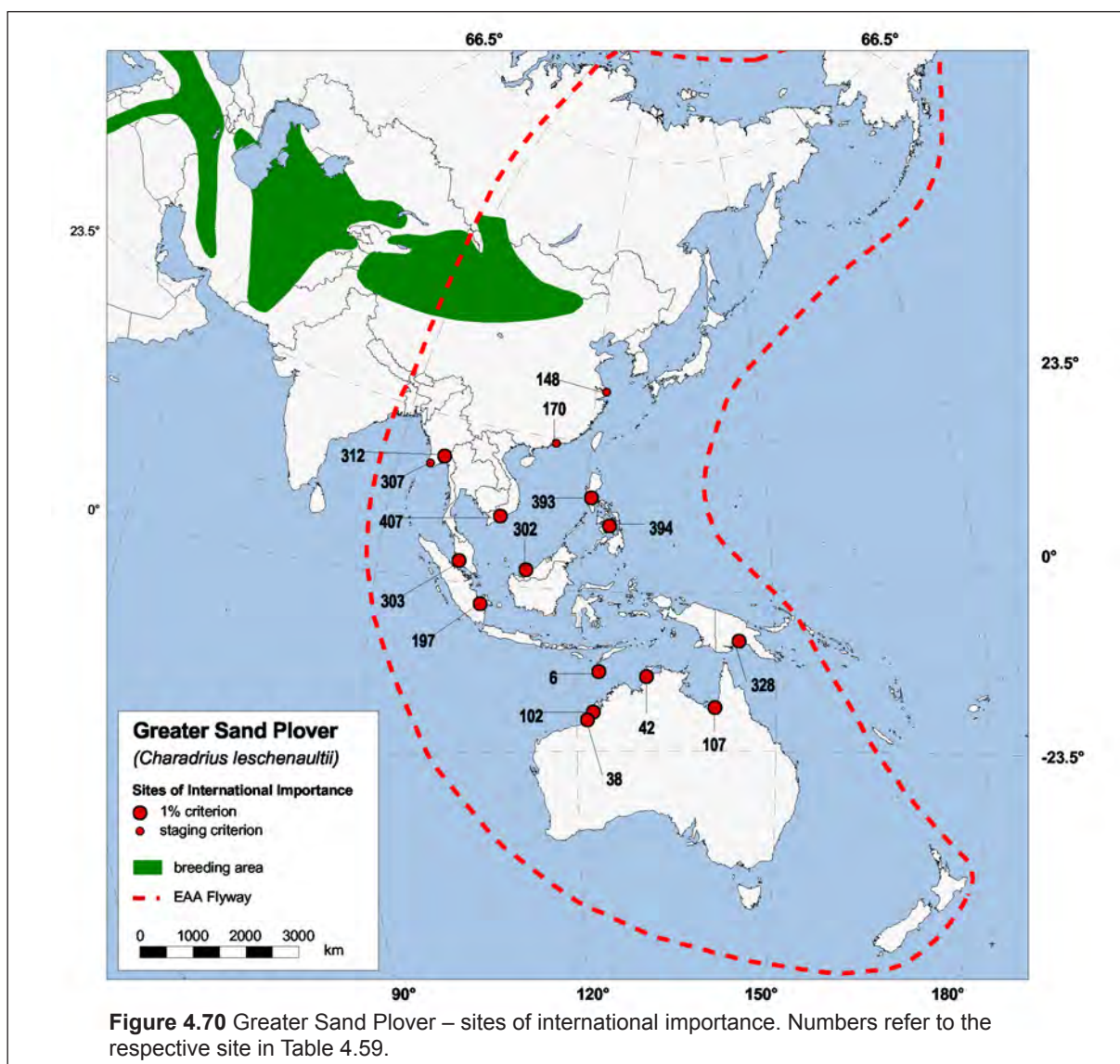
Figure 4.69 Greater Sand Plover – non-breeding distribution

Table 4.58 Distribution of the Greater Sand Plover in the non-breeding period

Country	Estimate
Australia	73 000
Malaysia	6 000
Indonesia	5 000
Papua New Guinea	5 000
Philippines	5 000
Myanmar	3 000
China	3 000
Cambodia	1 000
Thailand	1 000
Vietnam	1 000
other countries	420
TOTALS:	103 420

Table 4.59 Greater Sand Plover - sites of international importance

Site Code	Site	Country	Max Count	Date	SM	NB	NM	B	Ref.
38	Eighty Mile Beach	AUS	63,482	17/10/1998	✓	✓	.	.	10,11
102	Roebuck Bay	AUS	26,900	NA	✓	✓	.	.	102,49,100
303	Pulau Tengah (Klang Islands)	MAL	4,000	10/02/1990	.	✓	.	.	169
302	Pulau Bruit	MAL	3,137	1/09/1985	✓	✓	✓	.	120,82,56
407	Hoa Trinh	VIE	3,000	20/12/2000	.	✓	.	.	118
107	SE Gulf of Carpentaria	AUS	2,504	1/03/1999	.	✓	.	.	51
393	Manila Bay	PHI	2,464	16/01/1990	.	✓	.	.	169
394	Olango Island	PHI	2,000	5/05/1987	.	.	✓	.	120
197	Banyuasin Delta	INO	2,000	1/10/1988	✓	.	.	.	158
42	Fog Bay and adjacent islands	AUS	1,800	15/07/1998	.	.	.	✓	40
328	Kikori Delta	PNG	1,700	20/03/2000	.	.	✓	.	168
312	Moyingyi	MYA	1,500	14/01/1996	.	✓	.	.	169
6	Ashmore Reef	AUS	1,295	2/02/2003	.	✓	.	.	154
148	Chongming Dongtan N. N. Reserve	CHI	481	2/05/1990	.	.	✓	.	155
170	Mai Po Marshes	CHI	400	1/05/2001	.	.	✓	.	120



Long-billed Plover

Charadrius placidus

Flyway	Estimate:	< 10 000
	1% threshold:	100
	Staging threshold:	25
Global	Delany and Scott (2002):	< 10 000

Population

The monotypic Long-billed Plover is confined to the EAA Flyway. It breeds in north-eastern China, adjacent areas of Russia and Japan. Most of the population migrates west and south to areas between Nepal and the Philippines. There may be sedentary populations in southern China and Japan.

Data

The “sum of country counts” for the Long-billed Plover is very low (364, see Table 3.1). It occurs on inland sites and rarely congregates into flocks. While these habitats are under-surveyed the existing data suggest a low population.

In the non-breeding period, the bulk of the population would appear to be in China and Japan, but there may also be significant numbers as far afield as Bangladesh and the Philippines.

Important Sites

Only one site had a count exceeding the 1% threshold (Irrawaddy Delta, Myanmar).

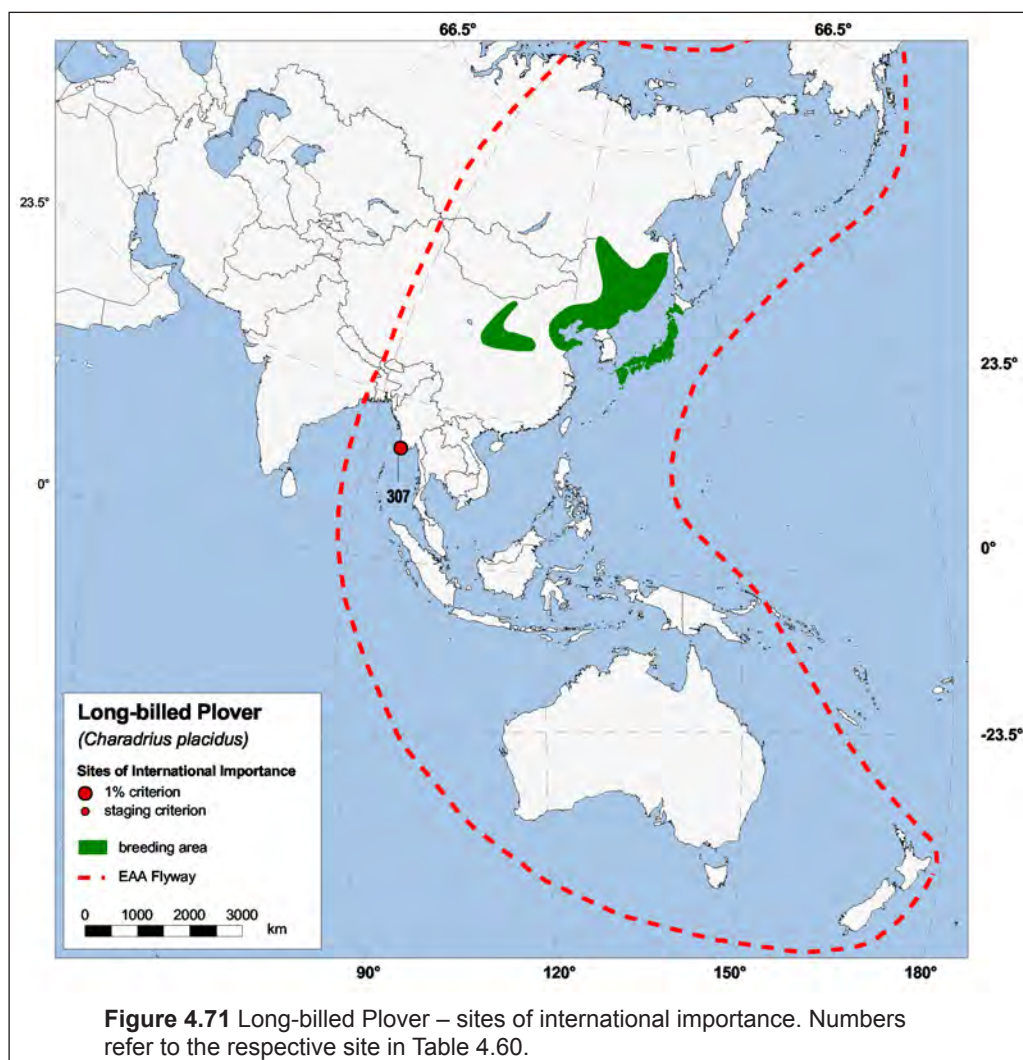


Table 4.60 Sites of international importance for Long-billed Plover

Site Code	Site	Country	Max Count	Date	SM	NB	NM	B	Ref.
307	Irrawaddy Delta	MYA	369	1/02/2006	.	✓	.	.	122

Oriental Plover
Charadrius veredus

Flyway	Estimate:	70 000
	1% threshold:	700
	Staging threshold:	175
Global	Delany and Scott (2002):	70 000

Population

No subspecies of the Oriental Plover are recognised and the species is confined to the EAA Flyway. It is sometimes considered conspecific with the Caspian Plover *Charadrius asiaticus* of western Asia and Africa. The Oriental Plover breeds in northern China and Mongolia and the

bulk of the population spends the non-breeding period in northern Australia (Lane 1987).

Data

The proposed Flyway estimate of 70 000 is based on counts in Australia, including a single count of nearly 58 000 birds.

Important Sites

All important sites in the non-breeding period were in northern Australia. The only important site outside Australia was Yancheng National Nature Reserve during northward migration.

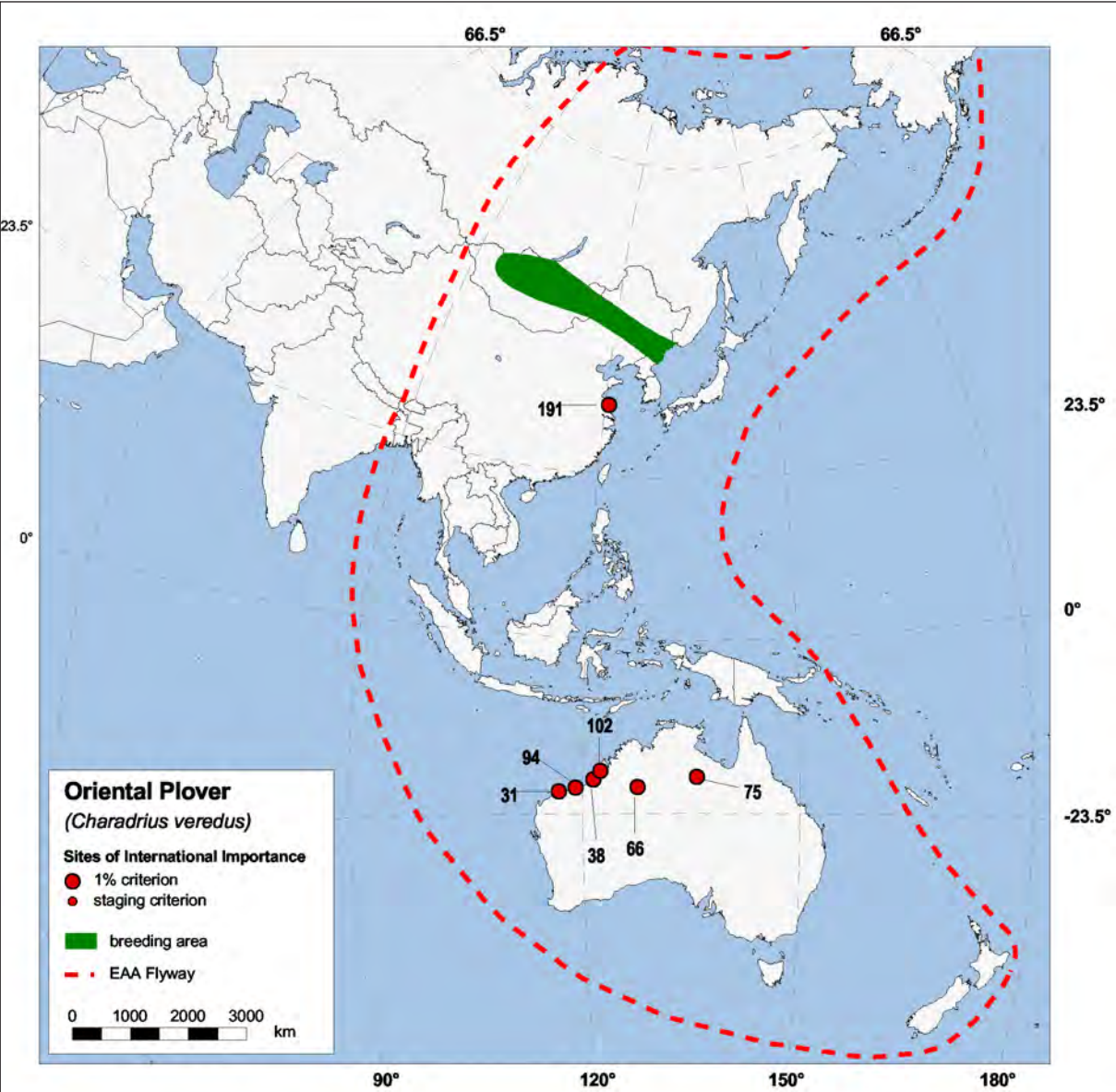


Figure 4.72 Oriental Plover – sites of international importance. Numbers refer to the respective site in Table 4.61.

Migration

Marchant and Higgins (1993) suggest that Oriental Plovers generally fly non-stop between north-eastern China and north-western Australia on both southward and northward migration. This is supported by the absence of important sites in south-eastern Asia.

There is no evidence of concentrations of the species in Indonesia, as suggested by Hayman *et al.* (1987), either on migration or during the non-breeding period.



Figure 4.73 Oriental Plover – non-breeding distribution

Table 4.61 Oriental Plover - sites of international importance

Site Code	Site	Country	Max Count	Date	SM	NB	NM	B	Ref.
38	Eighty Mile Beach	AUS	57,619	17/10/1998	✓	.	.	.	115
94	Port Hedland Saltworks	AUS	29,900	NA	.	✓	.	.	99
66	Lake Gregory	AUS	25,707	1/10/1989	✓	.	.	.	182
102	Roebuck Bay	AUS	8,700	NA	.	✓	.	.	99
31	Dampier Saltworks	AUS	1,833	21/03/1985	.	✓	.	.	9
191	Yancheng National Nature Reserve	CHI	1,717	15/04/1990	.	.	✓	.	164
75	Lake Sylvester	AUS	1,022	NA	.	✓	.	.	87

Grey-headed Lapwing

Vanellus cinereus

Flyway	Estimate:	25 000 - 100 000
	1% threshold:	250
	Staging threshold:	62
Global	Delany and Scott (2002):	25 000 – 100 000

Population

No subspecies of the Grey-headed Lapwing are recognised and the species is confined to the EAA Flyway. Breeding occurs in north-eastern China and northern Honshu (Japan). The birds breeding in China migrate to eastern India, southern China and south-eastern Asia. The birds breeding in Japan appear to be less migratory with many birds remaining within southern Honshu during the non-breeding period. The extent of mixing of birds from these two breeding areas is not known.

Data

This is an under-surveyed species and count data were insufficient to modify the population estimate of Delany and Scott (2002). No attempt was made to calculate country population estimates, but count data suggest that most birds were in China and Bangladesh during the non-breeding period (Table 3.2).

Important Sites

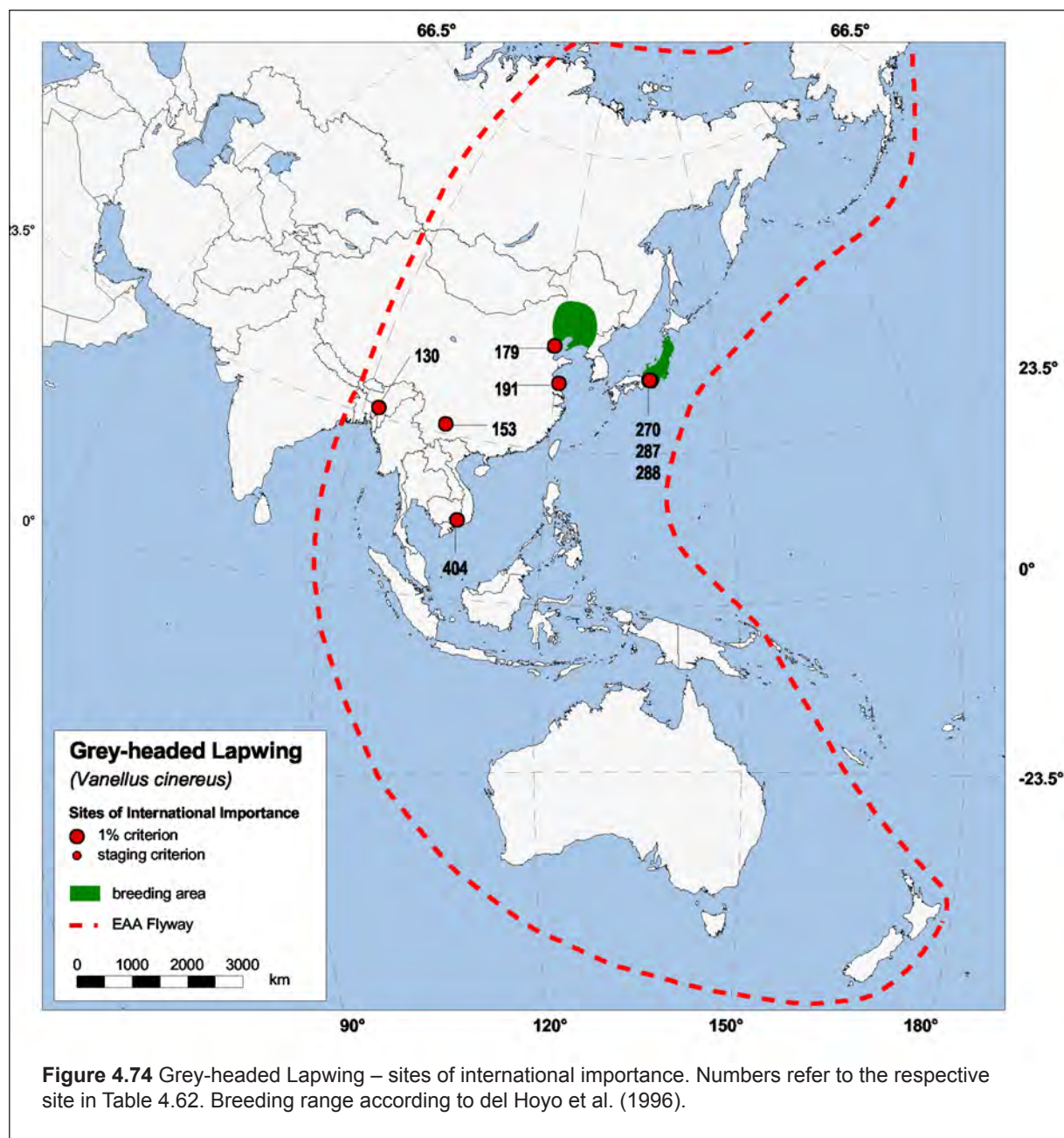
Important sites were identified using only the 1% criterion as the current understanding of movements is insufficient to apply the staging criterion. Sites within or adjacent to the breeding areas were in China (2) and Japan (3). Sites in the south of the species' range were in Bangladesh (1), China (1) and Vietnam (1).

Migration

All important sites identified during the migration periods (4) are immediately south of the known breeding areas in northern China and Japan. This implies that birds are congregating before and following breeding.

Table 4.62 Grey-headed Lapwing - sites of international importance

Site Code	Site	Country	Max Count	Date	SM	NB	NM	B	Ref.
179	Shi Jiu Tuo/Daqing He	CHI	3,000	1/09/1986	✓	.	.	.	171
287	Yahagi-gawa Kakou	JAP	1,222	18/09/1988	✓	.	✓	.	54,54
130	Hakaluki Haor	BAN	1,084	15/01/1990	.	✓	.	.	169
191	Yancheng National Nature Reserve	CHI	542	1/01/1996	.	✓	.	.	164
153	Dianchi	CHI	400	20/01/1991	.	✓	.	.	169
404	Cat-Tien National Park	VIE	356	1/12/1989	.	✓	.	.	120
270	Shio-kawa Higata	JAP	355	1/05/1997	✓	.	✓	.	91,91
288	Yahagihuru-kawa Kakou	JAP	283	1/05/1997	✓	.	.	.	91



Northern Lapwing
Vanellus vanellus

Flyway	Estimate:	100 000 – 1 000 000
	1% threshold:	1 000
	Staging threshold:	250
Global	Delany and Scott (2002):	4 435 000 – 7 025 000

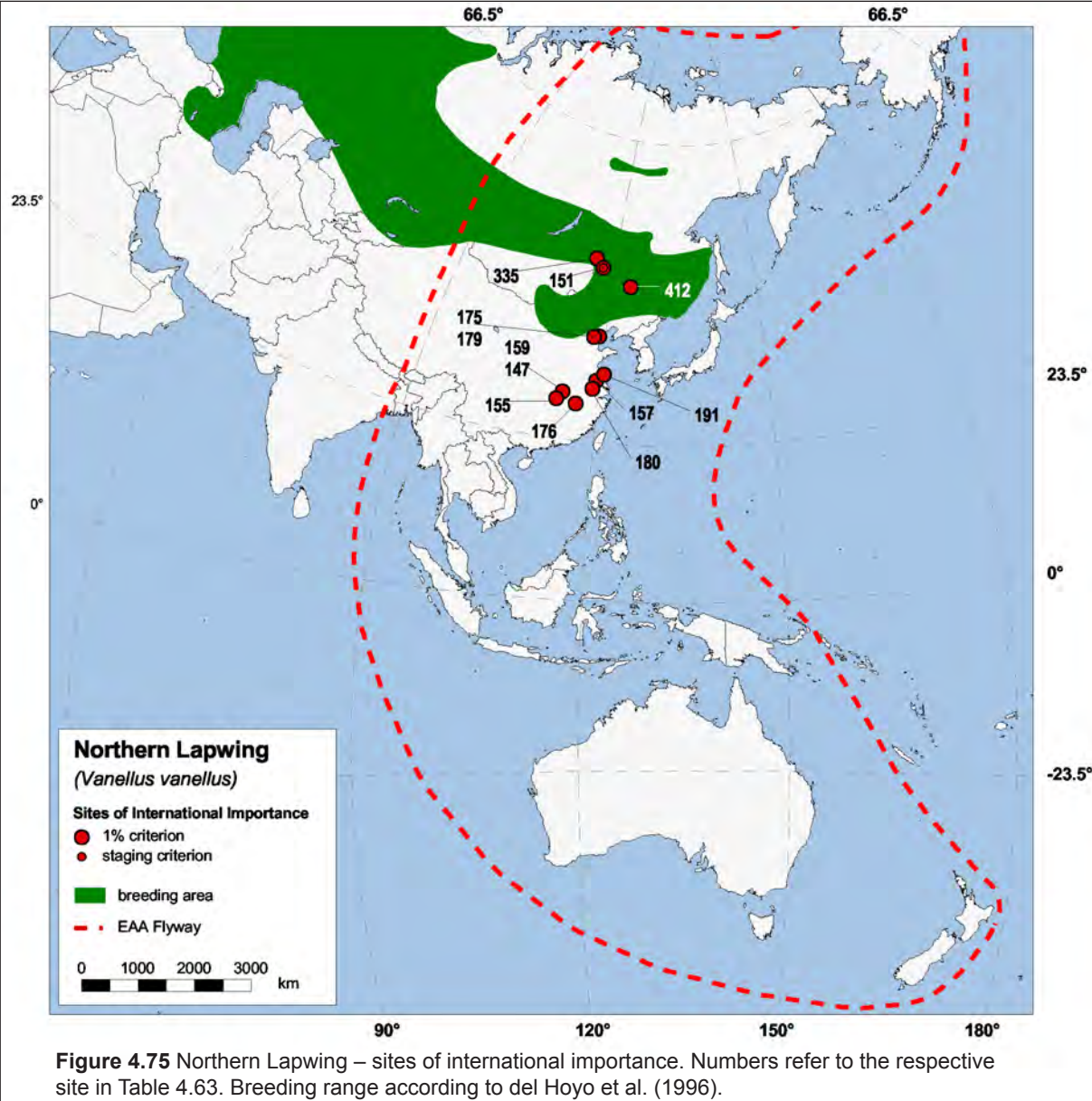
where the species is considered to be numerous but widely dispersed (Mauersberger *et al.* 1982), south-eastern Russia and north-eastern China, and the non-breeding range is in south-eastern China.

Data

A population range has been proposed for this species as it makes extensive use of inland sites and is therefore under-surveyed. The Flyway estimate proposed is greater than the range proposed by Delany and Scott (2002). The count data suggest that very large numbers are present in parts of Asia, especially China (Table 4.66).

Population

The Northern Lapwing is a widespread and abundant species, with a breeding range from western Europe to eastern Asia, and a non-breeding range from western Europe and northern Africa to south-eastern Asia. The bulk of the population occurs in the west of the species range. No subspecies are recognised. In the EAA Flyway, breeding occurs in Mongolia,



Important Sites

All important sites in the non-breeding period are in eastern China. Most important sites during migration periods are also in eastern China, but with a large migration estimate from Daursky Nature Reserve (Russia). One of the northward migration sites in China, Dalai Hu National

Nature Reserve, is also important during the breeding period.

Migration

Important sites during migration periods are clustered in northern China/adjacent Russia (Daursky, Dalai Hu, Zhalong) and around Bohai Wan (China).

Table 4.63 Northern Lapwing - sites of international importance

Site Code	Site	Country	Max Count	Date	SM	NB	NM	B	Ref.
335	Daursky Nature Reserve	RUS	23,000	1/06/1995	.	.	✓	.	71
179	Shi Jiu Tuo/Daqing He	CHI	10,000	31/10/1987	✓	.	.	.	169
176	Poyang Hu National Nature Reserve	CHI	8,000	NA	.	✓	.	.	141
157	Gaoyou Hu/Shabo Hu	CHI	5,600	16/01/1990	.	✓	.	.	169
180	Shijiu Hu	CHI	2,850	20/02/1992	.	✓	.	.	169
151	Dalai Hu National Nature Reserve	CHI	2,500	15/04/1996	.	.	✓	✓	161,161
175	North-west Bo Hai Wan	CHI	2,000	NA	✓	.	✓	.	18,18
147	Chen Hu	CHI	1,880	1/02/2004	.	✓	.	.	19
412	Zhalong National Nature Reserve	CHI	1,737	1/04/2004	.	.	✓	.	186
159	Hannan Lake	CHI	1,300	20/01/1990	.	✓	.	.	169
191	Yancheng National Nature Reserve	CHI	1,202	8/01/1990	.	✓	.	.	169
155	East Dongting Hu National Nature Reserve	CHI	1,179	1/02/2004	.	✓	.	.	19

Oriental Pratincole
Glareola maldivarum

Flyway	Estimate:	2 880 000
	1% threshold:	20 000
	Staging threshold:	5 000
Global	Delany and Scott (2002):	100 000 – 1 075 000

taken in large numbers by hunters in Indonesia (Milton and Marhadi 1989).

Population

Formerly considered to be a subspecies of the Common Pratincole *Glareola pratincola*, the Oriental Pratincole is now recognised as a monotypic species occurring in the Indian sub-continent and the EAA Flyway. The Indian population is sedentary or weakly migratory. In the EAA Flyway birds breeding in north-eastern Asia are migratory while those of south-eastern Asia are considered to be sedentary. Most migratory birds spend the non-breeding period in northern Australia (Lane 1987), with sedentary birds remaining from Indo-China to the Philip-pines during this period.

Data

The Flyway estimate is much higher than the previous estimate of 75 000 (Watkins 1993) in light of a count of 2.88 million birds in north-western Australia in February 2004 (Sitters *et al.* 2004). It has been suggested that this extraordinary count was the result of weather conditions forcing the birds to concentrate in one area. The birds are usually dispersed across coastal grasslands and seasonal wetlands in the north of Western Australia, and inland grasslands and seasonal wetlands in the Northern Territory.

Important Sites

The Ramsar Convention uses the figure of 20 000 to identify site of international importance for waterbirds. As such the thresholds adopted for this species are 20 000 and 5 000.

Only two sites are now identified as internation-ally important: Eighty Mile Beach and Roebuck Plains (Australia).

Migration

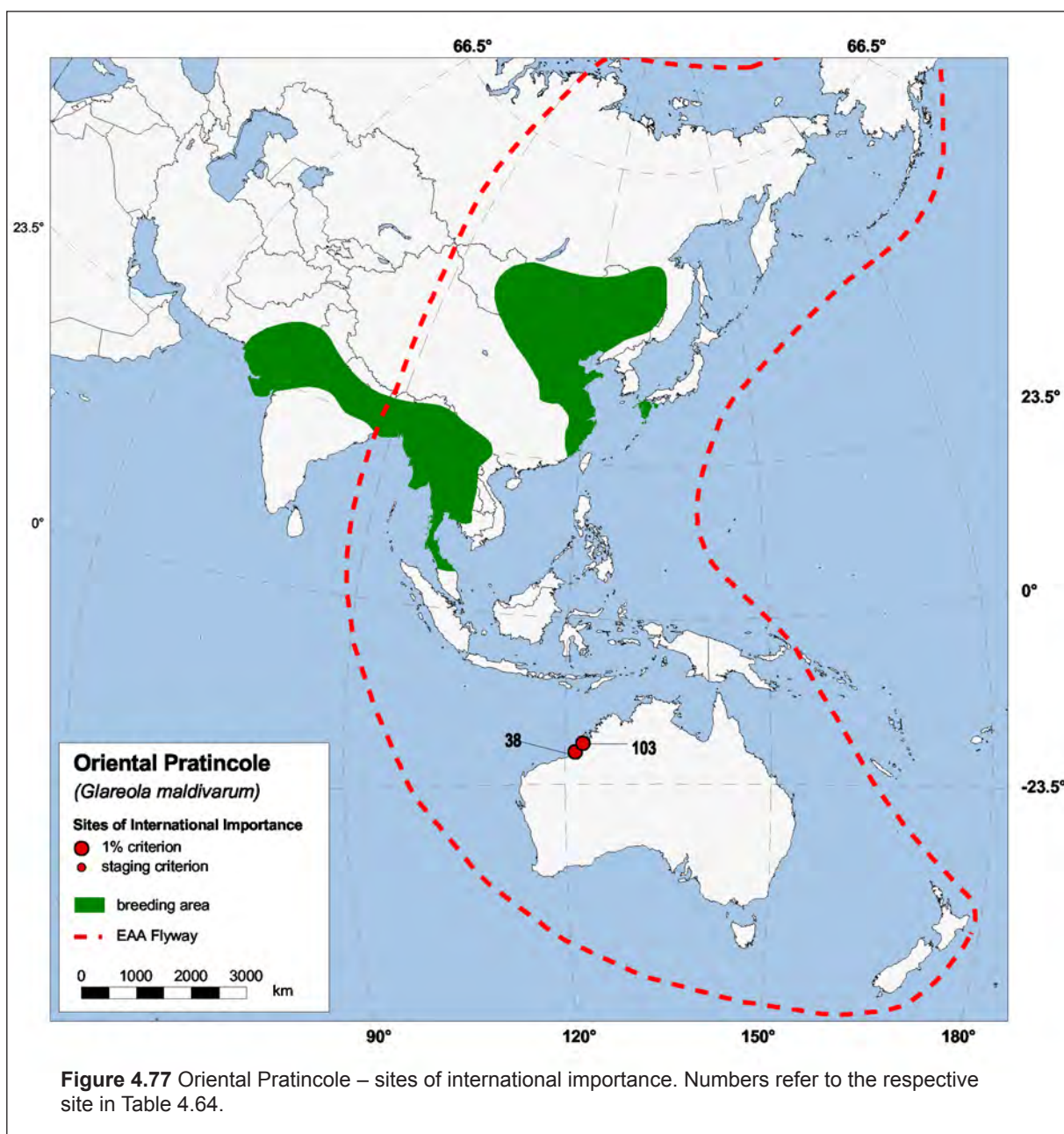
Some northward and southward movement oc-curs through sites on the east coast of China, and possibly greater movement occurs through inland China. Large flocks are occasionally reported from sites in south-eastern Asia during the southward migration period. Hayman *et al.* (1987) suggest that Indonesia may be important during the non-breeding period, and there are accounts of migrating Oriental Pratincole being



Figure 4.76 Oriental Pratincole – non-breeding distribution

Table 4.64 Oriental Pratincole - sites of international importance

Site Code	Site	Country	Max Count	Date	SM	NB	NM	B	Ref.
38	Eighty Mile Beach	AUS	2,880,000	7/02/2004	.	✓	.	.	146
103	Roebuck Plains	AUS	50,000	20/02/1989	.	✓	.	.	80



Australian Pratincole

Stiltia isabella

Flyway	Estimate:	60 000
	1% threshold:	600
	Staging threshold:	150
Global	Delany and Scott (2002):	60 000

Population

The monotypic Australian Pratincole occurs in Australia, Papua New Guinea, Timor and Indonesia.

Almost all breeding occurs in Australia (Higgins and Davies 1996) during October to December. Following breeding, part of the population migrates north to Papua New Guinea, Timor and Indonesia. The breeding and non-breeding ranges of the species overlap in northern Australia.

Data

Pooled maximum counts for the species do not account for the high numbers (c. 50 000) of birds reported in Timor Leste during migration (Lane 1987).

Country population estimates are for the non-breeding period as defined for the EAA Flyway (December to February), but this overlaps the breeding period of the Australian Pratincole. In this period, virtually all of the population is in Australia, and only part of the population moves to south-eastern Asia for the species' non-breeding period (the northern hemisphere summer).

The proportion of the population to remain in Australia during the species' non-breeding period is unknown, but counts in Australia that exceeded the 1% threshold have been made in this period. Furthermore, surveys tend to under-represent the inland habitats normally frequented by this species. Therefore, it is likely that the population estimate based largely on migration counts made in Indonesia underestimates the species'

population size.

Important Sites

Important sites were identified in Australia (9), Indonesia (1), Timor Leste (1) and Papua New Guinea (1). There are likely to be more important sites in Indonesia. Although made in the breeding period, the very high count from Kakadu National Park was of birds moving through the site.

Migration

Patterns of movements are summarised by Higgins and Davies (1996). Movements may be unpredictable from year to year at specific localities and vary in response to rainfall, but northward and southward movements are well defined, with the species present in the south of its range only during the breeding period. In northern Australia, the species may be present all year round. Movements through Papua New Guinea and south-eastern Asia are poorly understood with a lack of data on important sites in this region.

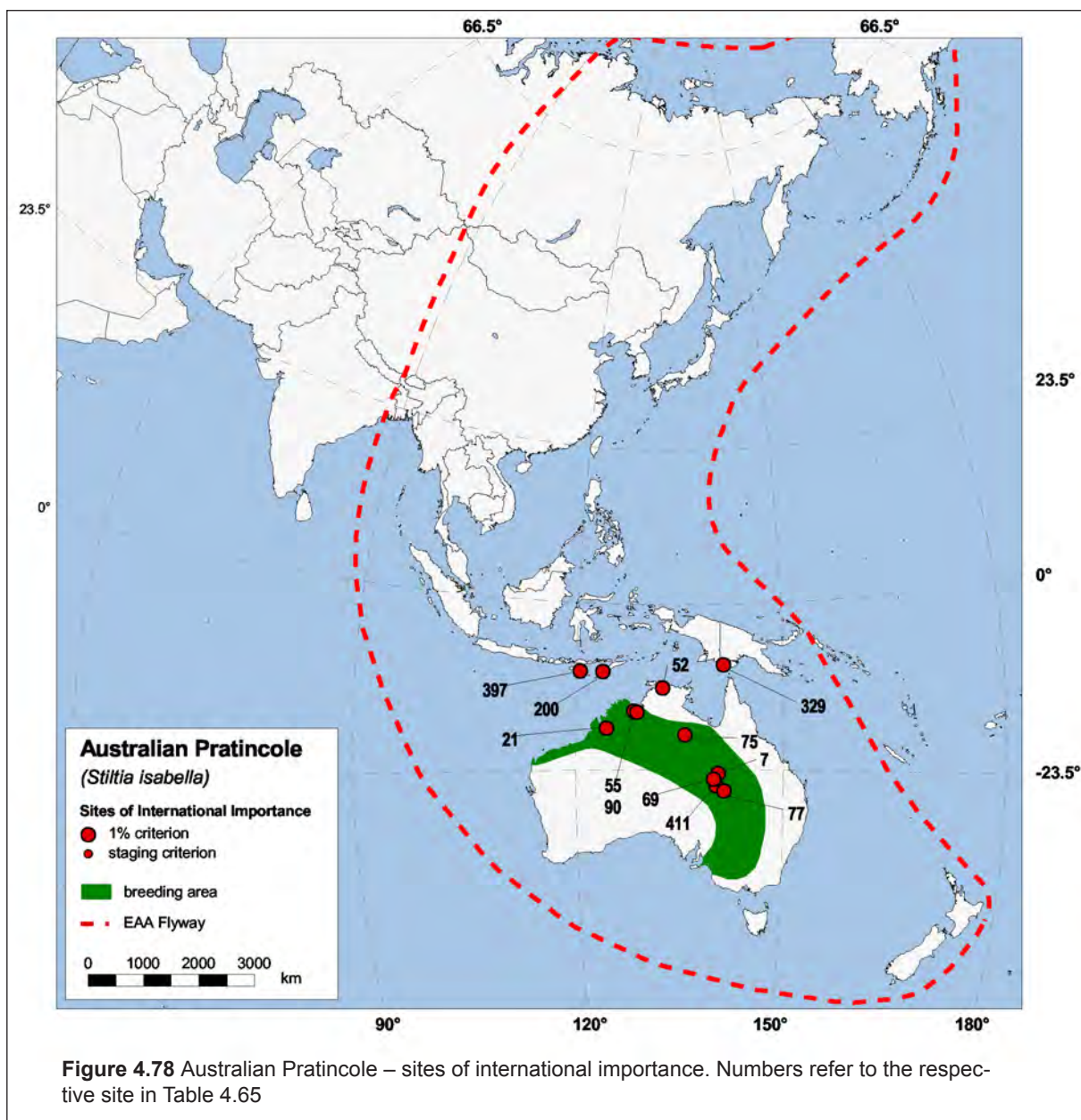


Table 4.65 Australian Pratincole - sites of international importance

Site Code	Site	Country	Max Count	Date	SM	NB	NM	B	Ref.
397	Timor	TIM	50,000	NA	.	✓	.	.	99
52	Kakadu National Park	AUS	30,000	NA	.	.	.	✓	119
329	Tonda Wildlife Management Area	PNG	20,000	1/07/1995	✓	✓	✓	.	34,112
200	Kupang Bay	INO	5,000	11/06/2004	.	✓	.	.	157
90	Parry floodplain, Wyndham	AUS	1,685	7/05/1988	.	.	✓	.	90
75	Lake Sylvester	AUS	1,350	NA	.	.	.	✓	87
411	Diamantina Floodplain, Birdsville-Betoota	AUS	1,200	25/04/2004	.	✓	.	.	183
77	Lake Yamma Yamma	AUS	1,157	3/10/2000	✓	.	.	.	25
55	Kununurra irrigation area	AUS	1,100	15/07/1984	.	✓	.	.	8
7	Astrelba Downs National Park	AUS	1,000	10/08/2000	.	✓	.	.	11
69	Lake Machattie	AUS	859	30/09/2000	✓	.	.	.	25
21	Camballin	AUS	600	NA	.	.	.	✓	90